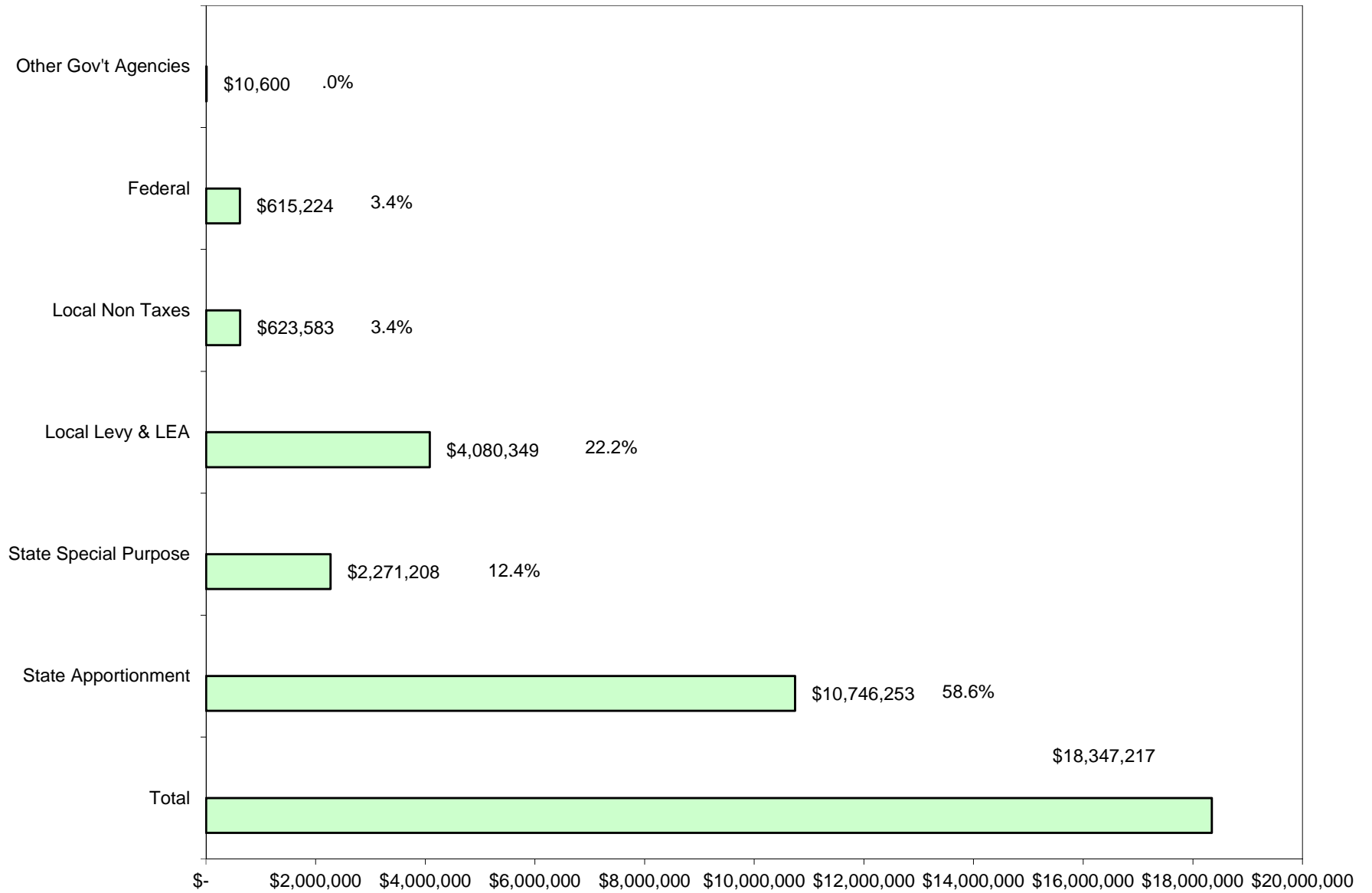




# **Hockinson School District End of Year Financial Report for Fiscal Year 2015-2016**

**Presented by: Sandra Yager, Superintendent  
November 2016**

# Hockinson School District 2015-2016 General Fund Revenue

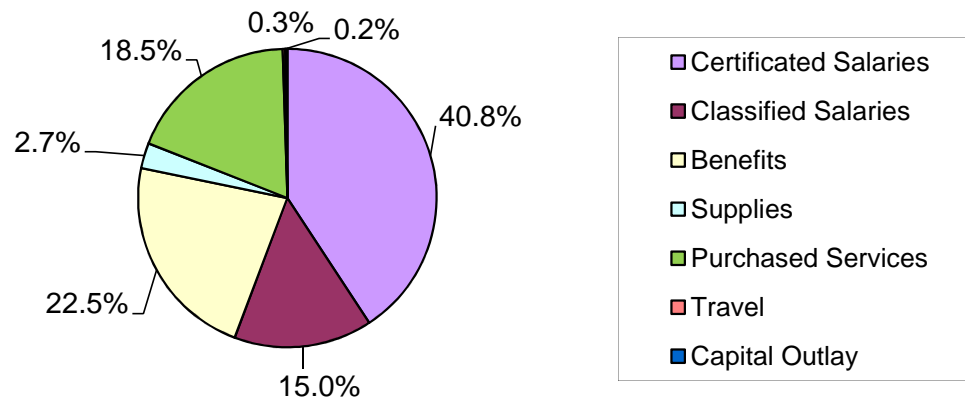


Hockinson School District  
2015-2016 Resource to Program Report

PROGRAMS	PROGRAM EXPENDITURES	STATE RESOURCES	FEDERAL RESOURCES	OTHER RESOURCES	SOURCES/NOTES:	
<b>BASIC EDUCATION PROGRAM</b>						
01 Basic Education	\$11,143,184	\$8,571,143	\$1,119	\$2,570,922		
02 Dropout Reengagement	\$1,199	\$1,199				
31 High School Vocational	\$257,524	\$257,524				
34 Middle School Vocational	\$60,298	\$60,298				
97 District-Wide Support	\$3,068,157	\$2,356,443	\$308	\$711,406		
<b>TOTAL BASIC EDUCATION</b>	<b>\$14,530,361</b>	<b>\$11,246,607</b>	<b>\$1,427</b>	<b>\$3,282,328</b>		
<b>OTHER INSTRUCTIONAL PROGRAMS</b>						
21 Special Ed., Basic, State	\$1,807,340	\$1,239,335	\$16,918	\$551,086		
22 Special Ed., Infants & Toddlers	\$32,457	\$32,457				
24 Special Ed., Federal	\$283,154		\$279,900	\$3,236		
51 Title I Remediation, Federal	\$99,457		\$99,457			
52 Title II School Improvement, Federal	\$13,287		\$13,287			
55 Learning Assistance, State	\$182,501	\$182,501				
58 Board Certification/Misc Grants	\$81,968	\$81,968				
65 Transitional Bilingual, State	\$32,832	\$32,832				
74 Highly Capable	\$17,980	\$17,980				
<b>TOTAL OTHER INSTRUCTION</b>	<b>\$2,550,976</b>	<b>\$1,587,073</b>	<b>\$409,563</b>	<b>\$554,322</b>		
<b>OTHER PROGRAMS</b>						
89 Community Ed	\$117,895			\$117,895	User Fees	\$110,827
98 Food Services	\$474,682	\$4,521	\$204,095	\$266,067	User Fees	\$307,328
99 Pupil Transportation	\$842,076	\$842,076				
<b>TOTAL OTHER PROGRAMS</b>	<b>\$1,434,653</b>	<b>\$846,597</b>	<b>\$204,095</b>	<b>\$383,961</b>		
<b>TOTALS ALL PROGRAMS</b>	<b>\$18,515,990</b>	<b>\$13,680,277</b>	<b>\$615,084</b>	<b>\$4,220,611</b>		

Hockinson School District  
2015-2016  
Expenditure Analysis

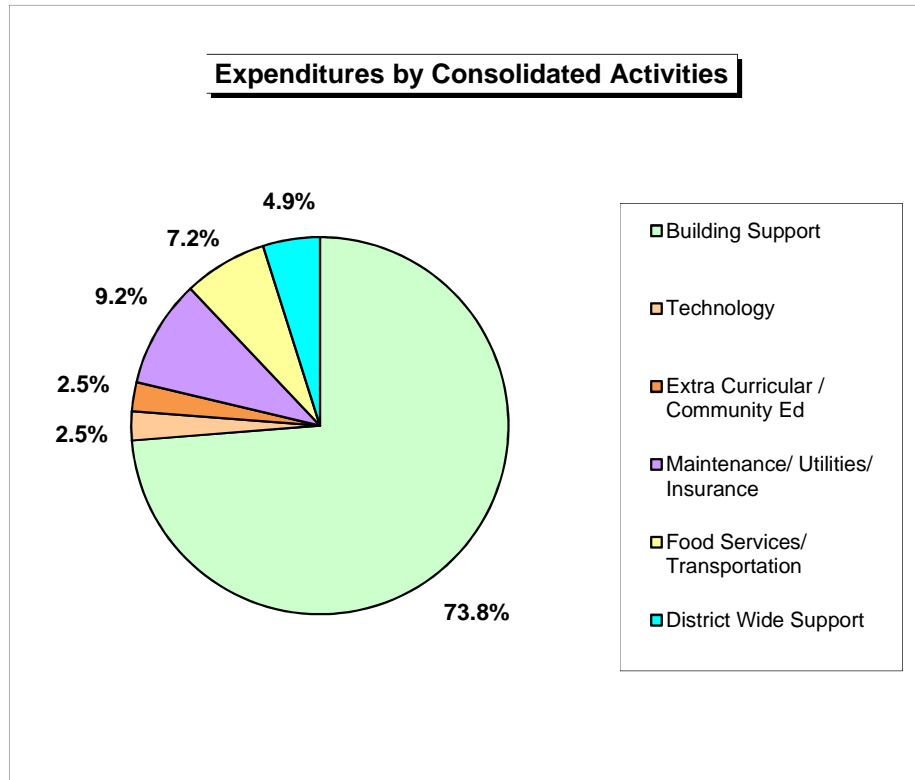
**Expenditures By Object**



Expenditures by Object		
Certificated Salaries	\$ 7,550,393	40.8%
Classified Salaries	\$ 2,772,813	15.0%
Benefits	\$ 4,161,982	22.5%
Supplies	\$ 506,140	2.7%
Purchased Services	\$ 3,434,103	18.5%
Travel	\$ 48,222	0.3%
Capital Outlay	\$ 42,319	0.2%
<b>Total</b>	<b>\$ 18,515,972</b>	<b>100%</b>

Note: Purchase services includes	
Special Education	\$435,933
Transportation	\$842,076
Running Start	\$373,958
Utilities/Insurance	\$511,168
Food Service	\$431,353

Hockinson School District  
2015-2016 Expenditure Analysis



Expenditures by Detailed Activity		
Board of Directors	\$40,545	0.2%
District Wide Support	\$861,824	4.7%
Libraries	\$250,934	1.4%
School Offices	\$1,641,605	8.9%
Guidance Counseling	\$512,817	2.8%
Health	\$480,308	2.6%
Teaching	\$8,963,044	48.4%
Extra Curricular/ Comm Ed	\$460,743	2.5%
Special Education	\$1,807,340	9.8%
Food Service Operations	\$488,948	2.6%
Transportation Operations	\$842,076	4.5%
Maintenance	\$288,758	1.6%
Grounds	\$172,616	0.9%
Custodial	\$733,970	4.0%
Utilities	\$379,781	2.1%
Insurance/Security	\$133,428	0.7%
Technology	\$457,235	2.5%
<b>Total</b>	<b>\$18,515,972</b>	<b>100.00%</b>

Expenditures by Consolidated Activities		
Building Support	\$ 13,656,048	73.8%
Technology	\$ 457,235	2.5%
Extra Curricular / Community Ed	\$ 460,743	2.5%
Maintenance/ Utilities/ Insurance	\$ 1,708,553	9.2%
Food Services/ Transportation	\$ 1,331,024	7.2%
District Wide Support	\$ 902,369	4.9%
<b>Total</b>	<b>\$ 18,515,972</b>	<b>100.0%</b>

Hockinson School District  
2015-2016  
General Fund Balance Summary

	General Fund	
Beginning Fund Balance, September 2015	\$ 2,860,152	16.51%
Revenues	\$ 18,347,215	
Transfer In - CPF	\$ 46,500	
Expenditures	\$ 18,515,972	
Transfer Out - Other Financing Uses -HVAC at HHES	\$ 26,787	
Ending Fund Balance, August 2016	<b>\$ 2,711,108</b>	<b>14.64%</b>
Nonspendable - Prepaid / Inventory	\$ 313,734	1.69%
Restricted - Categorical Programs (CTE)	\$ 8,924	0.05%
Unassigned Min Fund Balance - Board Policy 5%	\$ 925,799	5.00%
Assigned - Capital Projects	\$ 213,738	1.15%
Assigned - Board Policy 3%	\$ 555,479	3.00%
Assigned - Building/Program Carry forward	\$ 359,814	1.94%
Assigned - Other	\$ 333,620	1.80%
Unassigned - Other	\$ -	0.00%
	<b>\$ 2,711,108</b>	<b>14.64%</b>

Hockinson School District  
 2015-2016  
 Fund Balance Summary

	Capital Projects		Debt Service		ASB Fund
Beginning Fund Balance, September 2015	\$ 40,067,606		\$ 2,084,820		\$ 79,583
Revenues	\$ 1,242,053		\$ 2,474,286		\$ 268,434
Expenditures	\$ 15,274,798		\$ 3,554,270		\$ 249,487
Transfer Out - General Fund	\$ 46,500				
Transfer in - General Fund			\$ 26,804		
Ending Fund Balance, August 2016	<u><u>\$ 25,988,360</u></u>		<u><u>\$ 1,031,640</u></u>		<u><u>\$ 98,531</u></u>
Restricted - Levy Proceeds	\$ 115,095				
Restricted - Impact Fees	\$ 868,210				
Restricted - Bond Proceeds	\$ 22,826,390	Restricted - Debt Service	\$ 817,179	HS ASB	\$ 79,102
Assigned - Fund Purpose	\$ 2,178,666	Assigned - Transfer to CPF 16-17	\$ 214,461	MS ASB	\$ 19,429
	<u><u>\$ 25,988,360</u></u>		<u><u>\$ 1,031,640</u></u>		<u><u>\$ 98,531</u></u>